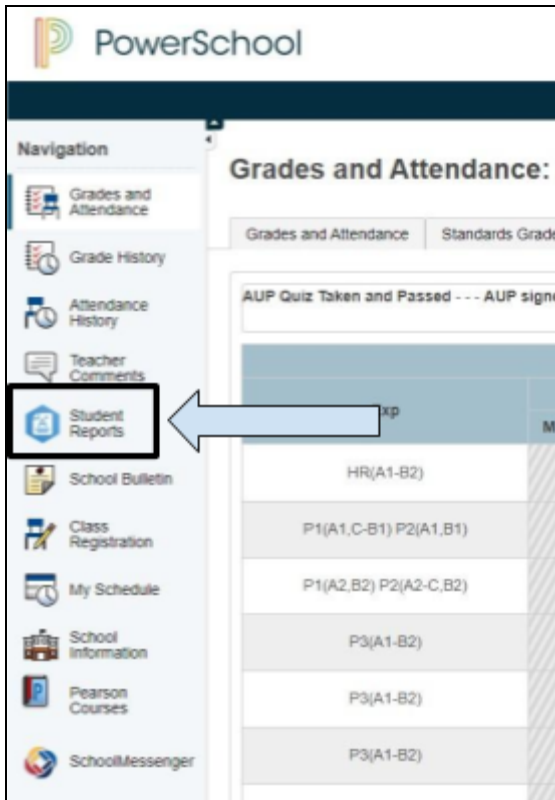
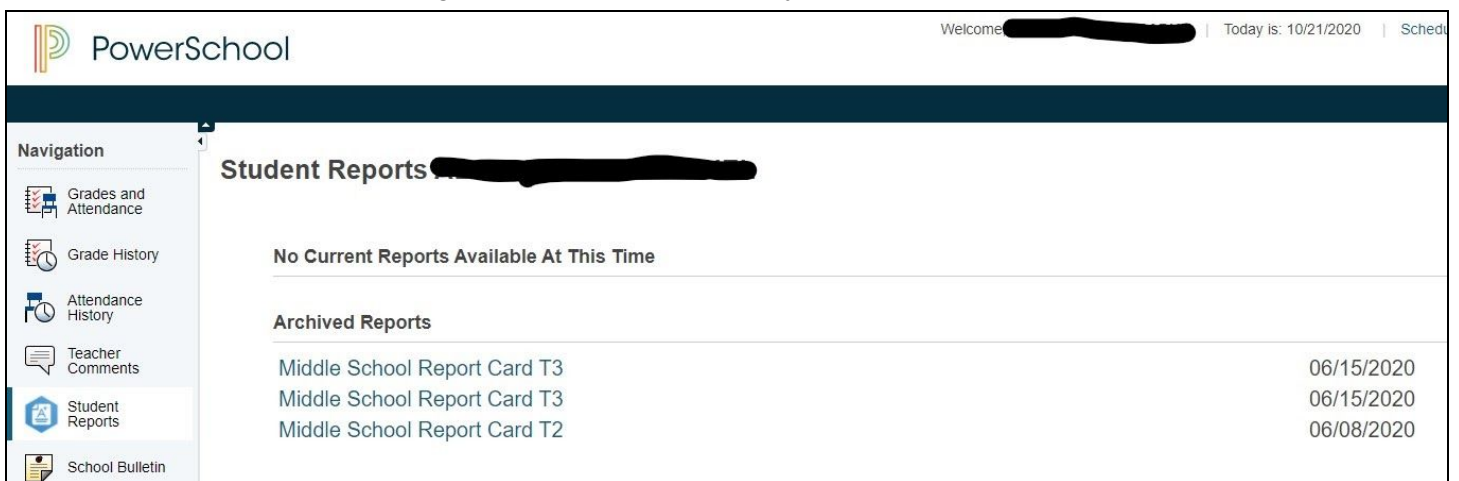


# Accessing Progress Reports and Report Cards in PowerSchool Parent/Student Portal

1. Log into PowerSchool
2. Click on Student Reports

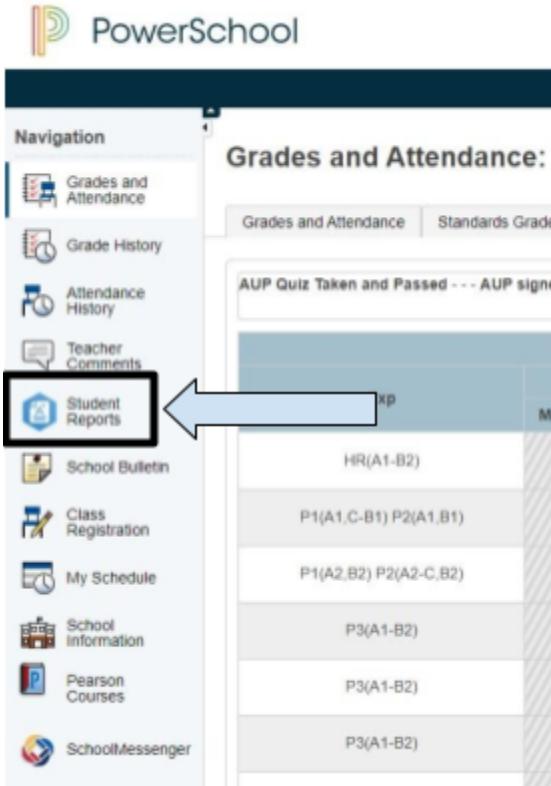


3. Click on the title of the progress report or report card you want to view.

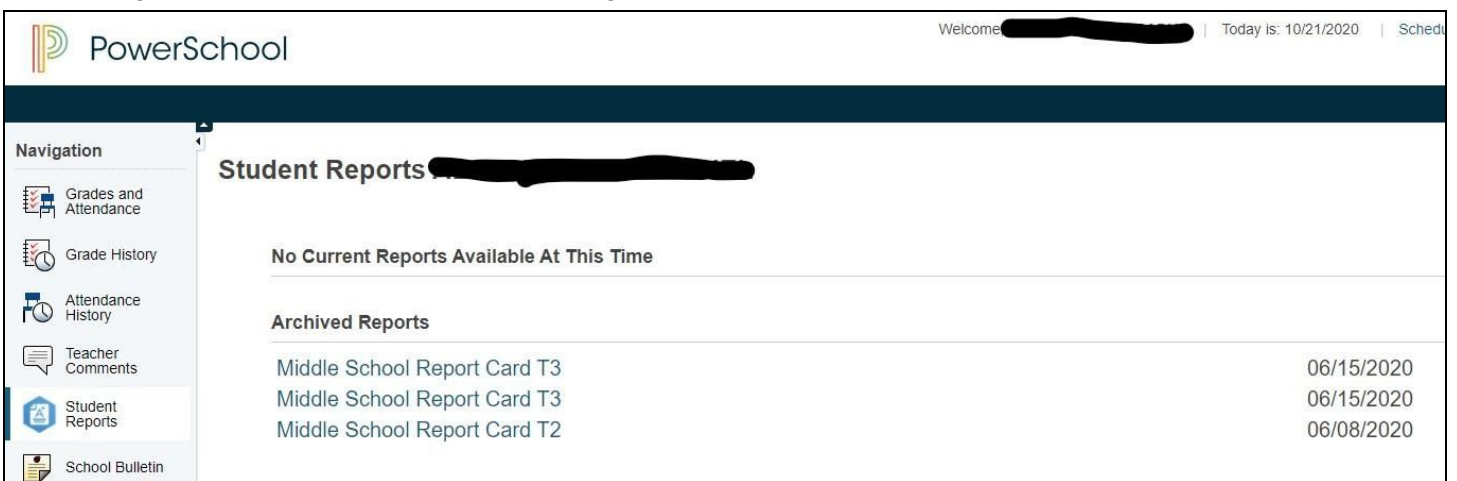


# Acceso a informes de progreso y boletas de calificaciones en el portal para padres / estudiantes de PowerSchool

1. Inicie sesión en PowerSchool
2. Haga clic en Student Reports



3. Haga clic en el título del informe de progreso o boleta de calificaciones que desea ver.



## الوصول إلى التقارير المرحلية والتقارير البطاقة في الباور سكول/طالب

1. قم بتسجيل في الباور سكول
2. ارمزم على تقارير الطلاب

PowerSchool

The screenshot shows the PowerSchool interface. On the left is a navigation menu with various options. The 'Student Reports' option is highlighted with a blue box and a blue arrow pointing to it. The main content area shows the 'Grades and Attendance' section with a table of grades and attendance records.

3. أرمزم على عنوان التقارير المحلي أو تقارير البطاقة التي تريد أن تعرض

The screenshot shows the PowerSchool interface. On the left is a navigation menu with various options. The 'Student Reports' option is highlighted. The main content area shows the 'Student Reports' section with a message 'No Current Reports Available At This Time' and a list of 'Archived Reports'.

Report Title	Date
Middle School Report Card T3	06/15/2020
Middle School Report Card T3	06/15/2020
Middle School Report Card T2	06/08/2020